

INNOVATION MAGCELL® ARTHRO

Magnetic field therapy is available in a range of types and appearances. Various forms of therapy do not have sufficient scientific proof of their effectiveness. Furthermore MAGCELL® ARTHRO cannot be compared with 'pulsating

signal therapy (PST)', 'MultiBioSignal Therapy (MBST)', 'Nuclear Magnetic Resonance Therapy', 'TENS' or other transmission forms such as magnetic field mats or coils.

HOW OUR THERAPY IS DIFFERENT:

The MAGCELL® ARTHRO is equipped with high-strength permanent magnets mounted in a special arrangement on a pivoted disc, which are controlled by microchip.

During operation, a strong, pulsating electro-magnetic field (PEMF) of around 100 mT is generated with a selective frequency range. The magnetic fields serve as a transfer medium for electrical treatment fields (induction). Thanks to our strong field and the frequencies used, thresholds for regeneration processes in damaged tissue are exceeded, even at a depth of 3-5 cm.



ADDRESS

PHYSIOMED ELEKTROMEDIZIN AG  
Hutweide 10  
91220 Schnaittach  
Germany

PHONE

+49(0)9126/2587-0

FAX

+49(0)9126/2587-25

E-MAIL

info@physiomed.de

WEB

www.physiomed.de

Test the therapy  
with no obligation!

DEALER MARK / STAMP



TECHNOLOGY FOR THERAPY

PHYSIOMED®



MAGCELL® ARTHRO

# Soothe arthrosis pain

MAGCELL® ARTHRO

- » long-term relief of arthrosis pain through electrode-free electrotherapy
- » easy to use
- » free of side effects

» Test the therapy with no obligation

Errors excepted. Specifications and designs are subject to change without prior notice. 2017-06



TECHNOLOGY FOR THERAPY

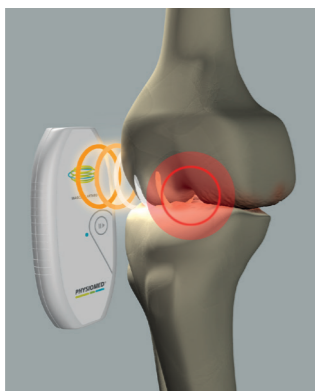
PHYSIOMED®



#### ELECTRODE-FREE ELECTROTHERAPY

Pain-alleviating and movement-promoting effect for osteoarthritis

MAGCELL® ARTHRO can help with painful hip and knee arthrosis, hallux rigidus and valgus and other arthritic conditions.



MAGCELL® ARTHRO is incredibly easy to use. Just switch it on and begin treatment – wherever you are, even through clothes or shoes! A treatment takes just 2 x 2.5 minutes.

#### PROSPECTIVE RANDOMIZED PLACEBO-CONTROLLED DOUBLE-BLIND STUDY\*

MAGCELL® ARTHRO significantly improves general symptoms (WOMAC total score) and individual scores for pain, stiffness and daily activity in osteoarthritis (ARC criteria 2–4). The therapy can be applied several times daily as a complementary treatment without side effects. Painkillers and their potentially serious side effects can therefore sometimes be reduced.

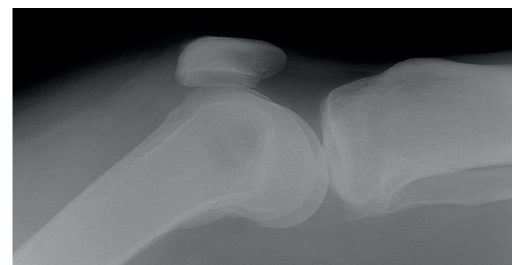
\*Wuschech H., von Hehn U., Mikus E., Funk R. H. (2015): Effects of PEMF on patients with osteoarthritis: Results of a prospective, placebo-controlled, double-blind study. *Bioelectromagnetics* 36(8), 576–585.

#### PATIENTS

57 patients with knee joint osteoarthritis (ACR criteria 2–4).

#### TREATMENT

Two sessions daily (each 2 x 2.5 minutes per knee) over a period of 18 days.

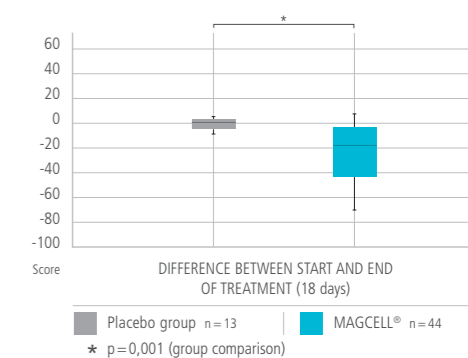


#### INNOVATION MAGCELL® ARTHRO

For knee arthritis with osteoarthritis level  $2.8 \pm 0.8$  (American College of Rheumatology criteria) with MAGCELL® ARTHRO at the primary clinical end point (WOMAC total score) a median increase of 0.7 P (non-significant) was recorded in the placebo group between T0 and T1 (18 days), yet in the MAGCELL®-group a significant local decrease of 21.8 P. During the study no undesirable incidents or side effects occurred related to therapy.

The WOMAC individual scores for pain, stiffness and daily activity also resulted in significant local improvements in the MAGCELL®-group compared to a slight median increase (non-significant) in the placebo group. A highly significant result ( $p < 0.001$ ) in favour of the MAGCELL®-group was recorded for the individual parameter pain reduction compared to the placebo in the difference between the beginning and end of treatment.

#### WOMAC TOTAL SCORE Source: Wuschech et al. (2015)



#### WOMAC PAIN SCORE Source: Wuschech et al. (2015)

